



District Health Assessment for Multiple District 301 through June 2025

		Clubs							Membership							Member Strength		Cancellation		Reports			Finance	Leadership			
District Name	Status/ Number of Months in Status *	Active Clubs	Clubs in Status Quo	Total Clubs	% Status Quo Clubs in Financial Suspension	New Clubs	Cancelled Clubs	YTD Net Club Gain/Loss	Current Members In Active Clubs	Current Members In Status Quo Clubs	Current Total Members Count	YTD Add	YTD Drop	YTD NetGrowth (includes Active and Status Quo)	YTD NetGrowth% (includes Active and Status Quo)	Member Count 12 Months Ago	Average Member Count Per Club	% of Clubs with less than 20 members	Average Cancelled Club Age	Members Lost Due to Cancelled Clubs	% of Clubs Reporting Service	% No MMR in 3 Months	% No Officer Report in 12 months	% of Clubs with balance 90+ days	Number of Zone Chairs Recorded	Number of Region Chairs Recorded	District Officers Vacancies **
301A2		103	0	103	0%	15	13	2	3562	0	3562	992	829	163	4.80%	3,396	35	15%	14	270	88%	16%	1%	8%	31	13	
301A3	T(24)	29	0	29	0%	0	4	-4	850	0	850	84	245	-161	-15.92%	1,032	29	34%	7	105	62%	45%	17%	3%	8	3	GMT
301A4	T(20)	32	0	32	0%	0	0	0	1110	0	1110	109	110	-1	-0.09%	1,111	35	22%	0	0	41%	63%	0%	0%	16	8	
301 B1		49	0	49	0%	6	1	5	1433	0	1433	420	275	145	11.26%	1,288	29	31%	10	23	94%	8%	0%	0%	16	8	GST
301 B2		45	0	45	0%	5	2	3	1365	0	1365	401	259	142	11.61%	1,223	30	24%	7	22	58%	22%	2%	7%	13	6	
301 C		59	0	59	0%	11	2	9	2041	0	2041	762	310	452	28.45%	1,589	35	20%	4	36	92%	24%	0%	0%	11	4	
301D1		66	0	66	0%	9	2	7	1666	0	1666	447	354	93	5.91%	1,573	25	32%	1	90	58%	32%	0%	3%	15	5	
301D2		76	0	76	0%	2	23	-21	1256	0	1256	370	1647	-1277	-50.41%	2,534	17	67%	6	409	30%	22%	7%	17%	15	5	2nd VDG
301 E		96	0	96	0%	43	1	42	2849	0	2849	1443	575	868	43.82%	1,980	30	19%	21	10	41%	32%	0%	0%	28	1	
		555	0	555	0%	91	48	43	16132	0	16132	5028	4604	424	2.70%	15,726	29	29%	8	965	63%	26%	2%	5%	153	53	




District Health Assessment for Multiple District 308 through June 2025

District Name	Status/ Number of Months in Status *	Clubs							Membership							Member Strength		Cancellation		Reports			Finance		Leadership		
		Active Clubs	Clubs in Status Quo	Total Clubs	% Status Quo Clubs in Financial Suspension	New Clubs	Cancelled Clubs	YTD Net Club Gain/Loss	Current Members In Active Clubs	Current Members In Status Quo Clubs	Current Total Members Count	YTD Add	YTD Drop	YTD NetGrowth (includes Active and Status Quo)	YTD NetGrowth% (includes Active and Status Quo)	Member Count 12 Months Ago	Average Member Count Per Club	% of Clubs with less than 20 members	Average Cancelled Club Age	Members Lost Due to Cancelled Clubs	% of Clubs Reporting Service	% No MMR in 3 Months	% No Officer Report in 12 months	% of Clubs with balance 90+ days	Number of Zone Chairs Recorded	Number of Region Chairs Recorded	District Officers Vacancies **
308 A2		96	0	96	0%	2	2	0	2631	0	2631	370	307	63	2.45%	2,564	27	27%	23	26	82%	25%	0%	2%	20	8	
308 B1		71	0	71	0%	1	2	-1	1920	0	1920	318	328	-10	-0.52%	1,930	27	35%	4	16	86%	25%	0%	6%	14	6	
308 B2		134	0	134	0%	2	3	-1	3659	0	3659	597	722	-125	-3.30%	3,795	27	47%	17	28	84%	12%	1%	1%	26	9	
308 B3		67	0	67	0%	4	0	4	2220	0	2220	406	291	115	5.46%	2,105	33	21%	0	0	100%	22%	0%	16%	16	7	
		368	0	368	0%	9	7	2	10430	0	10430	1691	1648	43	0.41%	10,394	28	35%	15	70	87%	20%	0%	5%	76	30	




District Health Assessment for Multiple District 310 through June 2025

		Clubs							Membership							Member Strength		Cancellation		Reports			Finance	Leadership			
District Name	Status/ Number of Months in Status *	Active Clubs	Clubs in Status Quo	Total Clubs	% Status Quo Clubs in Financial Suspension	New Clubs	Cancelled Clubs	YTD Net Club Gain/Loss	Current Members In Active Clubs	Current Members In Status Quo Clubs	Current Total Members Count	YTD Add	YTD Drop	YTD NetGrowth (includes Active and Status Quo)	YTD NetGrowth% (includes Active and Status Quo)	Member Count 12 Months Ago	Average Member Count Per Club	% of Clubs with less than 20 members	Average Cancelled Club Age	Members Lost Due to Cancelled Clubs	% of Clubs Reporting Service	% No MMR in 3 Months	% No Officer Report in 12 months	% of Clubs with balance 90+ days	Number of Zone Chairs Recorded	Number of Region Chairs Recorded	District Officers Vacancies **
310 A1	T(24)	47	0	47	0%	1	0	1	815	0	815	227	180	47	6.12%	768	17	64%	0	0	53%	21%	4%	0%	10	4	
310 A2	T(23)	42	0	42	0%	2	3	-1	1154	0	1154	228	193	35	3.13%	1,119	27	40%	4	18	98%	17%	0%	0%	0	0	2nd VDG
310 B		40	0	40	0%	1	0	1	1256	0	1256	197	123	74	6.26%	1,182	31	23%	0	0	55%	25%	3%	0%	18	6	
310 C	T(24)	42	0	42	0%	1	2	-1	1175	0	1175	207	169	38	3.34%	1,137	28	36%	18	20	98%	29%	0%	2%	9	0	GMT,GST
310 D		71	0	71	0%	2	1	1	1429	0	1429	272	246	26	1.85%	1,403	20	49%	3	0	14%	32%	1%	0%	16	8	
310 E		67	0	67	0%	4	0	4	1336	0	1336	303	189	114	9.33%	1,222	20	57%	0	0	96%	42%	0%	0%	13	7	
		309	0	309	0%	11	6	5	7165	0	7165	1434	1100	334	4.89%	6,831	23	47%	8	38	66%	29%	1%	0%	66	25	




District Health Assessment for District 204 through June 2025

		Clubs							Membership							Member Strength		Cancellation		Reports			Finance	Leadership			
District Name	Status/ Number of Months in Status *	Active Clubs	Clubs in Status Quo	Total Clubs	% Status Quo in Financial Suspension	New Clubs	Cancelled Clubs	YTD Net Club Gain/Loss	Current Members In Active Clubs	Current Members In Status Quo Clubs	Current Total Members Count	YTD Add	YTD Drop	YTD NetGrowth (includes Active and Status Quo)	YTD NetGrowth% (includes Active and Status Quo)	Member Count 12 Months Ago	Average Member Count Per Club	% of Clubs with less than 20 members	Average Cancelled Club Age	Members Lost Due to Cancelled Clubs	% of Clubs Reporting Service	% No MMR in 3 Months	% No Officer Report in 12 months	% of Clubs with balance 90+ days	Number of Zone Chairs Recorded	Number of Region Chairs Recorded	District Officers Vacancies **
204	P	38	0	38	0%	7	1	6	1279	0	1279	405	239	166	14.91%	1,113	34	18%	7	12	92%	21%	0%	3%	9	3	GLT,GMT,GST
		38	0	38	0%	7	1	6	1279	0	1279	405	239	166	14.91%	1,113	34	18%	7	12	92%	21%	0%	3%	9	3	



District Health Assessment for District 309 through June 2025

		Clubs							Membership							Member Strength		Cancellation		Reports			Finance	Leadership			
District Name	Status/ Number of Months in Status *	Active Clubs	Clubs in Status Quo	Total Clubs	% Status Quo in Financial Suspension	New Clubs	Cancelled Clubs	YTD Net Club Gain/ Loss	Current Members In Active Clubs	Current Members In Status Quo Clubs	Current Total Members Count	YTD Add	YTD Drop	YTD NetGrowth (includes Active and Status Quo)	YTD NetGrowth% (includes Active and Status Quo)	Member Count 12 Months Ago	Average Member Count Per Club	% of Clubs with less than 20 members	Average Cancelled Club Age	Members Lost Due to Cancelled Clubs	% of Clubs Reporting Service	% No MMR in 3 Months	% No Officer Report in 12 months	% of Clubs with balance 90+ days	Number of Zone Chairs Recorded	Number of Region Chairs Recorded	District Officers Vacancies **
309		107	0	107	0%	4	5	-1	3197	0	3197	616	642	-26	-0.81%	3,233	30	42%	4	50	52%	21%	3%	1%	26	9	
		107	0	107	0%	4	5	-1	3197	0	3197	616	642	-26	-0.81%	3,233	30	42%	4	50	52%	21%	3%	1%	26	9	




District Health Assessment for Ident 5843 - CAMBODIA,KINGDOM OF - UND through June 2025

Status/ District Name Number of Months in Status *	Clubs							Membership							Member Strength		Cancellation		Members Lost Due to Cancelled Clubs	Reports			Finance	Leadership		
	Active Clubs	Clubs in Status Quo	Total Clubs	% Status Quo Clubs in Financial Suspension	New Clubs	Cancelled Clubs	YTD Net Club Gain/ Loss	Current Members In Active Clubs	Current Members In Status Quo Clubs	Current Total Members Count	YTD Add	YTD Drop	YTD NetGrowth (includes Active and Status Quo)	YTD NetGrowth% (includes Active and Status Quo)	Member Count 12 Months Ago	Average Member Count Per Club	% of Clubs with less than 20 members	Average Cancelled Club Age		% of Clubs Reporting Service	% No MMR in 3 Months	% No Officer Report in 12 months	% of Clubs with balance 90+ days	Number of Zone Chairs Recorded	Number of Region Chairs Recorded	District Officers Vacancies **
Ident 5843 - CAMBODIA,KING DOM OF	3	0	3	0%	0	0	0	58	0	58	29	39	-10	-14.71%	68	19	67%	0	0	33%	67%	0%	0%	0	0	
	3	0	3	0%	0	0	0	58	0	58	29	39	-10	-14.71%	68	19	67%	0	0	33%	67%	0%	0%	0	0	



District Health Assessment for Ident 5845 - REP OF THE UNION OF MYANMAR - UND through June 2025

 Status/ District Name		Clubs							Membership							Member Strength		Cancellation		Reports			Finance	Leadership			
		Active Clubs	Clubs in Status Quo	Total Clubs	% Status Quo in Financial Suspension	New Clubs	Cancelled Clubs	YTD Net Club Gain/Loss	Current Members In Active Clubs	Current Members In Status Quo Clubs	Current Total Members Count	YTD Add	YTD Drop	YTD NetGrowth (includes Active and Status Quo)	YTD NetGrowth% (includes Active and Status Quo)	Member Count 12 Months Ago	Average Member Count Per Club	% of Clubs with less than 20 members	Average Cancelled Club Age	Members Lost Due to Cancelled Clubs	% of Clubs Reporting Service	% No MMR in 3 Months	% No Officer Report in 12 months	% of Clubs with balance 90+ days	Number of Zone Chairs Recorded	Number of Region Chairs Recorded	District Officers Vacancies **
Ident 5845 - REP OF THE UNION OF MYANMAR		1	0	1	0%	0	1	-1	20	0	20	0	20	-20	-50.00%	40	20	0%	6	20	0%	100%	0%	100%	0	0	
		1	0	1	0%	0	1	-1	20	0	20	0	20	-20	-50.00%	40	20	0%	6	20	0%	100%	0%	100%	0	0	

\* - District Status: P - Provisional, T - Transitional.  
\*\* - District Officers Vacancies: DG - District Governor, 1st VDG - First Vice District Governor, 2nd VDG - Second Vice District Governor.